

Datenblatt (Data sheet)

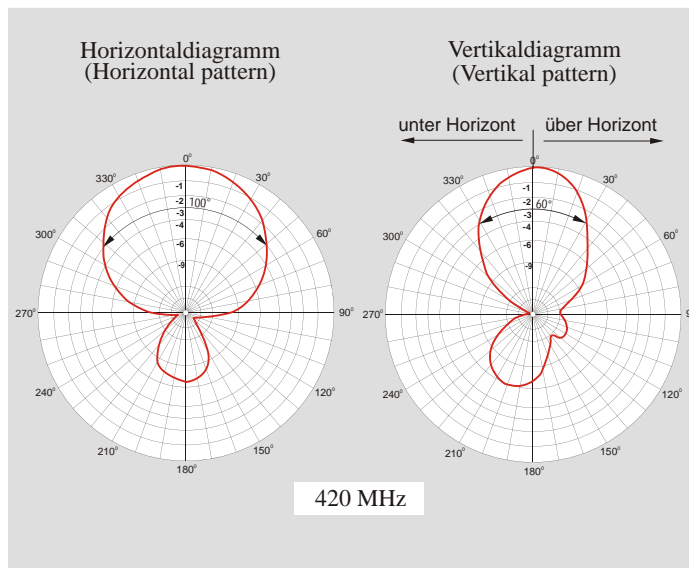
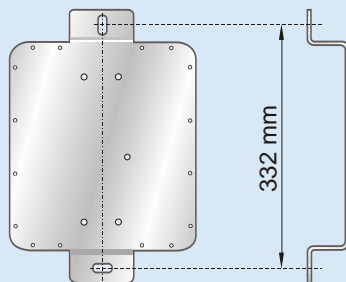
## RA 420 TETRA

**Bestellnummer (Order No.): 5400602**

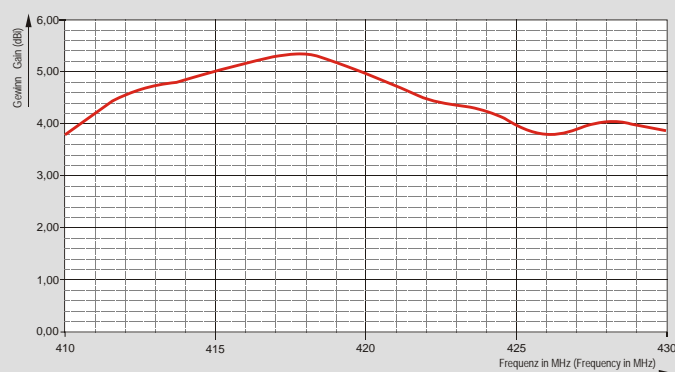
Richtantenne 410-430 MHz, Wandmontage (Directional antenna 410-430 MHz, wall mounting) Stand (Updated): 10/2016



Befestigungswinkel (Fastening bracket)



Gewinnverlauf (Gain progression)



Frequenzbereich (Frequency range):	410-430 MHz
Impedanz (Impedance):	50
Polarisation (Polarisation):	vertikal (Vertical)
Gewinn (Gain)*:	5 dBi
VSWR:	2,0
Maximale Belastbarkeit (Max. power)**:	10 W
Windlast (Wind load) bei (at) 165 km/h/200 km/h :	104 N/157 N
Max. Windangriffsfläche (Max. exposed area):	0,0667 m <sup>2</sup>
Gewicht ca. (Weight approximately):	1,235 kg
Höhe/Breite/Tiefe (High/Width/Depth):	305 mm/225 mm/90 mm
Anschluss (Connector)**:	2,0 m H 155 LSNH, N (m)
Montage (Mounting):	Wandmontage (Wall mounting)
Material:	Rückwand aus Aluminium, Radom-Gehäuse aus Luran S (Rear panel of Aluminium, Radom housing of Luran S)

\*) Mittelwert, bezogen auf den isotropen Strahler (Average, referred to isotropic radiator)

\*\*) bitte gesetzliche Bestimmungen beachten (Please pay attention to lawful regulations)

\*\*\*) andere Anschlüsse und Kabellängen auf Anfrage (Other connectors and cable longueurs on request)

Änderungen vorbehalten (Subject to change without notice)